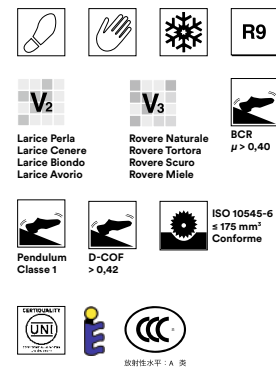


Treverktrend


- Gres Fine Porcellanato Colorato in Massa • Colorbody Fine Porcelain Stoneware • Grès Cérame Fin Coloré dans la Masse • Durchgefärbtes Feinsteinzeug • Gres Porcelánico Fino Coloreado en Masa • Гомогенный мелкозернистый Керамогранит

Naturale/Matt
37,5x150 • 25x150 • 19x150

Rettificato Monocalibro • Rectified Monocaliber
• Calibre Unique • Rektifiziert Monokaliber •
Rectificado Monocalibre • Ректифицированный
Монокалиберный




Conforme • According to • Conforme •
Gemäß • Conforme • Соответствует
UNI EN 14411 - G Bla




Rovere Naturale H



Rovere Tortora H




Rovere Scuro H



Rovere Miele H



Larice Perla G



Larice Cenere H



Larice Biondo H



Larice Avorio G

Formati • Sizes • Formats • Formate • Formatos • Форматы

37,5x150

- MMJ1 Treverktrend Rovere Naturale
- MMJ2 Treverktrend Rovere Miele
- MMJ3 Treverktrend Rovere Scuro
- MMJ4 Treverktrend Rovere Tortora

25x150

- MMJ5 Treverktrend Rovere Naturale
- MMJ6 Treverktrend Rovere Miele
- MMJ7 Treverktrend Rovere Scuro
- MMJ8 Treverktrend Rovere Tortora
- MMJ9 Treverktrend Larice Perla
- MMJA Treverktrend Larice Avorio
- MMJC Treverktrend Larice Biondo
- MMJD Treverktrend Larice Cenere

19x150

- MMJE Treverktrend Rovere Naturale
- MMJF Treverktrend Rovere Miele
- MMJG Treverktrend Rovere Scuro
- MMJH Treverktrend Rovere Tortora

Pezzi Speciali Special Trims Pièces Spéciales Formteile Piezas Especiales Специальные Изделия	GRADONE 32,5x150x4		BATTISCOPA BT 7x75 (6)	
	MMQD	MMQ4	MMQE	MMQ5
Treverktrend Rovere Naturale	MMQD	MMQ4		
Treverktrend Rovere Miele	MMQE	MMQ5		
Treverktrend Rovere Scuro	MMQF	MMQ6		
Treverktrend Rovere Tortora	MMQG	MMQ7		
Treverktrend Larice Perla	MMQH	MMQ8		
Treverktrend Larice Avorio	MMQJ	MMQ9		
Treverktrend Larice Biondo	MMQK	MMQA		
Treverktrend Larice Cenere	MMQL	MMQC		

Imballi Packing Verpackungen Emballages Embalajes Упаковки	Pezzi Pieces Stck Pièces Piezas Штуки	Mq	Kg	Scatole Box Karton Boite Caja Коробки	Mq	Kg	Spessore Thickness Stärke Espesor Толщина
		Sq. Mt Qm Mq Mq Кв. м	Kr		Sq. Mt Qm Mq Mq Кв. м	Kr	
37,5x150 Rettificato	2	1,13	27,32	42	47,25	1.147,46	10,5
25x150 Rettificato	3	1,13	27,29	45	50,63	1.228,42	10,5
19x150 Rettificato	4	1,14	27,41	48	54,72	1.315,48	10,5
32,5x150 Gradone	2	0,97	24,27	-	-	-	-
7x75 Battiscopa BT	14	10,50 ml	18,77	-	-	-	10,5